

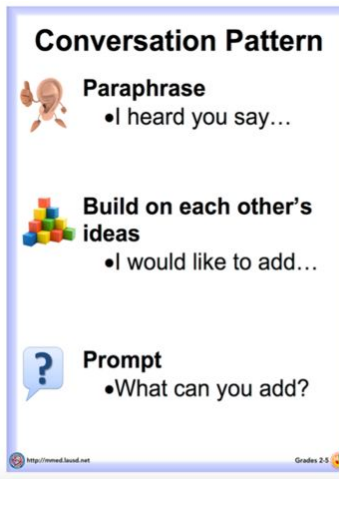

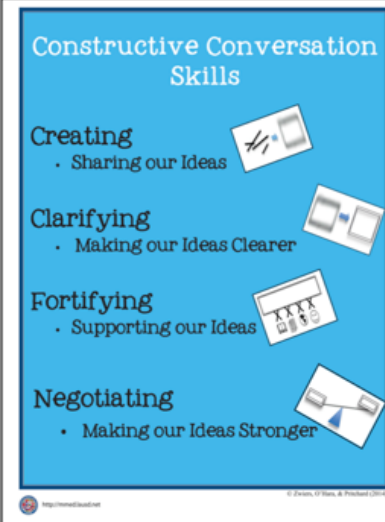


Weekly Lesson Plan: 2/4/19 - 2/8/19

ELD

Monday	Tuesday	Wednesday	Thursday	Friday
<p>Standard: Exchanging information and ideas with others through oral collaborative conversations on a range of social and academic topics SL.1.1, 6; L.1.1, 6</p> <p>Lesson 1 Objective: Share what we know about Constructive Conversations and have a conversation with a partner.</p> <p>Guided Practice: Review:</p>	<p>Standard: Evaluating how well speakers use language to support ideas and opinions with details or reasons depending on modality, text type, purpose, audience, topic, and content area RL.1.3–4, 6; RI.1.2, 6, 8; L.1.4–6</p> <p>Lesson 2 Objective: In this lesson, we will... learn the Conversation Pattern, practice paraphrasing, have a conversation with a partner using a visual text.</p>	<p>Extension Lesson...</p> <p>Standard: Evaluating how well speakers use language to support ideas and opinions with details or reasons depending on modality, text type, purpose, audience, topic, and content area RL.1.3–4, 6; RI.1.2, 6, 8; L.1.4–6</p> <p>Lesson 2 Objective: In this lesson, we will... learn the Conversation Pattern, practice paraphrasing, have a conversation with a partner using a visual text.</p> <p>Guided Practice:</p>	<p>Standard:</p> <p>Lesson 3 Objective: In this lesson, we will... review the Conversation Pattern practice building on each other's ideas have a conversation with a partner using a visual text</p> <p>Guided Practice: <i>Paraphrase:</i> This means you listen to your partner. Then, you restate your partner's ideas in your own words. Paraphrasing helps you to <i>CLARIFY</i> and make sure you understand what your partner said.</p> <p><i>Build on each other's ideas:</i> This means you listen to</p>	<p align="center">NO SCHOOL - PD</p>

Weekly Lesson Plan: 2/4/19 - 2/8/19

 <p>Conversation Norms</p> <ul style="list-style-type: none"> Use your think time Use the language of the skill Use your conversation voice Listen respectfully Take turns and build on each other's ideas 	 <p>Conversation Pattern</p> <ul style="list-style-type: none"> Paraphrase <ul style="list-style-type: none"> • I heard you say... Build on each other's ideas <ul style="list-style-type: none"> • I would like to add... Prompt <ul style="list-style-type: none"> • What can you add? 	 <p>Conversation Pattern</p> <ul style="list-style-type: none"> Paraphrase <ul style="list-style-type: none"> • I heard you say... Build on each other's ideas <ul style="list-style-type: none"> • I would like to add... Prompt <ul style="list-style-type: none"> • What can you add? 	<p>what your partner says. Then, add details to the ideas. Details help to make the ideas better.</p> <p>Visual Text:</p> 	
<p>Review what these terms mean</p>  <p>Constructive Conversation Skills</p> <ul style="list-style-type: none"> Creating <ul style="list-style-type: none"> • Sharing our Ideas Clarifying <ul style="list-style-type: none"> • Making our Ideas Clearer Fortifying <ul style="list-style-type: none"> • Supporting our Ideas Negotiating <ul style="list-style-type: none"> • Making our Ideas Stronger <p>Lines of Communication:</p>	<p>For Example: If my partner says, "The dinner my mom made last night was so delicious!"</p> <p>How could I restate this idea?</p> <p>I could paraphrase by saying, "I think you said that what your mom cooked was very tasty."</p> <p>Guided Practice:</p> <p>Prompt: How will listening respectfully help you today? Why? (3 reasons) Rows of</p>	<p>Continue practicing paraphrasing</p> <p>Independent Practice: Prompt: What do you notice in this visual text?</p> <p>Supporting questions: What colors do you notice? How many rows? How many different types of candies are there? What kinds of shapes do you see? Do you think there are more than 50/100 candy</p>	<p>Teacher Model (practicing paraphrasing): I notice two women by the cucumbers.</p> <p>Non-model: I think you said you notice two women by the cucumbers.</p> <p>Correct Paraphrasing: I think you said you notice a woman trying to buy cucumbers from another woman.</p>	

Weekly Lesson Plan: 2/4/19 - 2/8/19

<ol style="list-style-type: none"> 1. Form two rows (Row A & Row B--students sit on yellow and light blue carpet spots) facing each other so that each person has a partner. 2. Sit down so that you are facing your partner from the other row. 3. Think about the prompt. 4. Take turns sharing ideas with your partner. 5. Stand up and thank your partner. 6. Row A moves one position to the left. The partner at the end of Line A moves down the center aisle to the 	<p>Communication</p> <p><i>Paraphrase Gesture:</i> Point index finger to ear and whoosh hand out in front of mouth to symbolize listening and then paraphrasing what was heard.</p> <p>Independent Practice: Students converse with each other for 2 rounds--students switch partners once.</p> <p>Final Review: In this lesson, we...learned the Conversation Pattern practiced paraphrasing</p> <ul style="list-style-type: none"> - had a conversation with a partner using a visual text <p>Think... How did paraphrasing help you and your partner CLARIFY your ideas?</p>	<p>pieces or less?</p>  <p>Students converse with each other for 2 rounds--students switch partners once.</p> <p>Final Review: In this lesson, we...learned the Conversation Pattern practiced paraphrasing</p> <ul style="list-style-type: none"> - had a conversation with a partner using a visual text <p>Think... How did paraphrasing help you and your partner CLARIFY your ideas?</p>	<p>** Say what your partner said in your own words**</p> <p>Independent Practice: Students converse with each other for 2 rounds--students switch partners once.</p> <p>Final Review: In this lesson, we... reviewed the Conversation Pattern</p> <ul style="list-style-type: none"> - had a conversation with a partner using a visual text <p>**Next Week Practice, "I would like to add..." continue with lesson 3</p>	
---	--	---	--	--

Weekly Lesson Plan: 2/4/19 - 2/8/19

other end.

7. Repeat steps 2-5 with your new partner.
8. Repeat the process again to share with a third partner.



Prompt (Fitting with writers-opinion): "Do you think ____ is the best/worst than ____?" or "What do you think is the best/worst ____?"

Ex. What do you think the

Weekly Lesson Plan: 2/4/19 - 2/8/19

<p><i>best food is?</i></p> <p><i>Do you think reading is the best or writing is the best?</i></p> <p>**Push students for 3 reasons**</p> <p>-Provide students with sentence frames</p> <p>Independent Practice: Students converse with each other for 2 rounds--students switch partners once.</p> <p>Final Review: In this lesson, we...shared what we know about Constructive Conversations</p> <ul style="list-style-type: none">- had a conversation with a partner <p><i>Think...How did the norms and skills help us to have Constructive Conversation?</i></p>				
---	--	--	--	--